

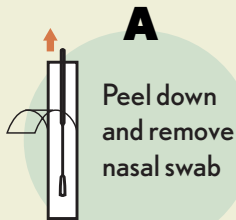
How to use BD Veritor™ tests

BEFORE

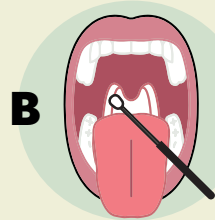


Blow your nose and wash your hands with soap

1 COLLECTION

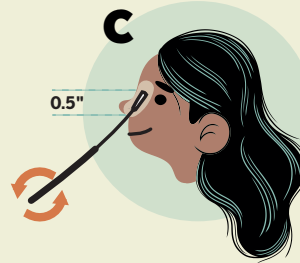


A
Peel down and remove nasal swab



B
Insert swab to reach back of throat

Rub nasal swab against upper part of back of throat. **Avoid tongue, teeth and gums**

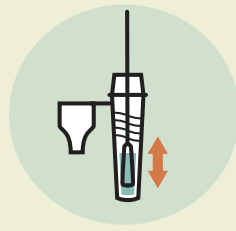


C
Insert nasal swab **0.5 inch** from edge of nostril. Roll **5 times** in each nostril and keep the nasal swab in place for **10 seconds** (left & right).

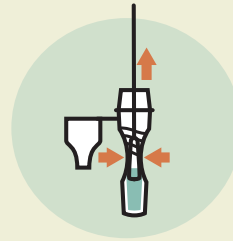
2 PREPARATION



Remove cap from tube and insert nasal swab



Plunge swab up and down **15 seconds**



Pinch tube slightly to extract liquid while removing swab



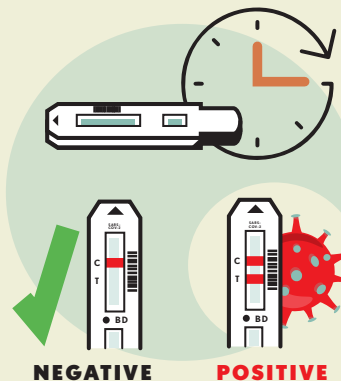
Firmly place cap on tube

3 TESTING



Add **3 drops** to the test strip sample well

Wait **15 min.** Here is an example of a positive test and a negative test.



NEGATIVE

POSITIVE

* If your rapid test is **NEGATIVE**, you must **do a second test 48 hours later**

🚨 If you are POSITIVE, please call the Info-Covid line: 1-888-662-7482